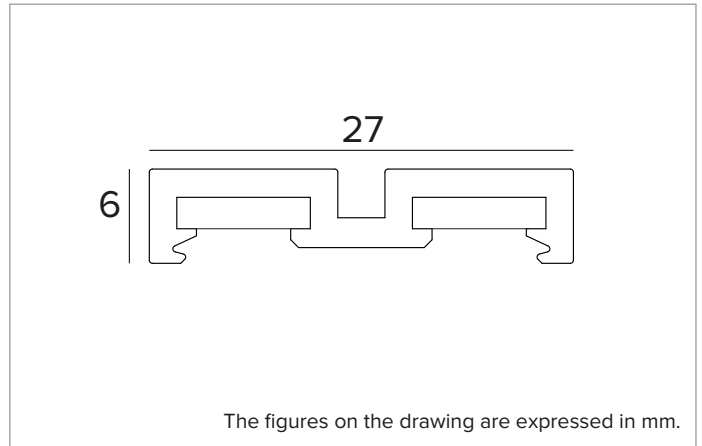


1T7433 | OZ Power Track

Power Track with 2 low voltage conductors



The figures on the drawing are expressed in mm.

MECHANICAL CHARACTERISTICS

White polycarbonate Power Track with 2 stainless steel tracks that feed electricity to the fixture and provide magnetic field support. Different configurations are possible with more Power Tracks using special connections that make it possible to build a simple system that is also versatile and safe for all project needs.

Colour and finish: Plaster white

Dimensions: L=3000mm

Weight: 1.041Kg

Version: POWER TRACK

Degree of protection: IP20

ELECTRICAL CHARACTERISTICS

Power feed possible using a remote power supply with an electrification device on the magnetic Power Track or using an integrated power supply in a special magnetic box applied directly to the Power Track.

Power supply: 48Vdc

Insulation Class: CLASS 3

Driver included: NO

Class F: YES

INSTALLATION

Length 3m, to be installed in the following ways: - wall/ceiling mounted Power Track can be installed using screws; - the suspension, ceiling, recessed and trimless Power Track to be inserted into a special profile to be ordered separately.

WARRANTY

5 years.

WARNING

Luminaire designed for disposal/recycling at end-of-life.

Due to the technological evolution of the electronic components, the data provided may be updated, and as such, confirmation must be requested during the order process.

Luminous flux and power supply have +/-10% tolerances with respect to the indicated value. tq +25°C (CIE 121).

We reserve the right to make technical changes.

Targetti Sankey S.r.l.
Via Pratese, 164
50145 Firenze - Italy
Tel: +39 055 37911
targetti.com
targetti@targetti.com

CCIAA Firenze
Share Capital:
€ 500.000,00
VAT N. (IT):
01537660480
R.E.A: FI-275656

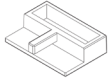
TARGETTI

1T7433 | OZ Power Track

Power Track with 2 low voltage conductors

Related codes

End Caps

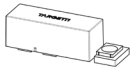


Colour Code

○ **1T7026**

Kit containing 2 profile end caps.

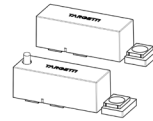
Power Supply



Dimensions LxHxP mm Colour Code

71x27x25 ○ **1T7024**

Power head.

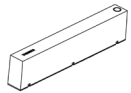


Dimensions LxHxP mm Version Colour Code

71x27x26 REMOTE DIMM ○ **1T9526DD**

71x27x26 DIMM ON BOARD ○ **1T9603DD**

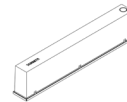
Digital dimming power head.



Driver Colour Code

ON-OFF ○ **1T7028EL**

48Vdc driver box with magnetic coupling.
LxHxP=240x54x26mm, 90W.



Driver Colour Code

ON-OFF ○ **1T7030EL**

48Vdc driver box for ceiling installation.
Complete with 2.5m of cable.
LxHxP=243x58x30mm, 90W.

Dimensions LxHxP mm	Power	Power supply	Output voltage	IP	Code
225x36x60	60W	220-240Vac	48Vdc	IP20	1T6917EL
240x49x60	130W	220-240Vac	48Vdc	IP20	1T6916EL
251x37x90	210W	110-277Vac	48Vdc	IP67	1T7403EL

Electronic ON-OFF power supply.

Accessories

Electrical Connector



Colour Code

○ **1T7016**

Linear electrical connector.
5 the maximum joints for each driver source.



Colour Code

○ **1T7017**

Electrical L connector.
5 the maximum joints for each driver source.

Due to the technological evolution of the electronic components, the data provided may be updated, and as such, confirmation must be requested during the order process.

Luminous flux and power supply have +/-10% tolerances with respect to the indicated value. tq +25°C (CIE 121).

We reserve the right to make technical changes.

Targetti Sankey S.r.l.
Via Pratese, 164
50145 Firenze - Italy
Tel: +39 055 37911
targetti.com
targetti@targetti.com

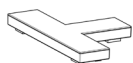
CCIAA Firenze
Share Capital:
€ 500.000,00
VAT N. (IT):
01537660480
R.E.A: FI-275656

TARGETTI

1T7433 | OZ Power Track

Power Track with 2 low voltage conductors

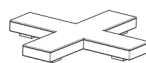
Electrical Connector



Colour Code

○ 1T7018

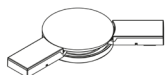
Electrical T connector.
5 the maximum joints for each driver source.



Colour Code

○ 1T7019

Electrical X connector.
5 the maximum joints for each driver source.



Colour Code

○ 1T9524

Adjustable 2 way electric connector.
Using a special accessory element it is possible to connect up to 8 Power Tracks.



Colour Code

○ 1T9579

Accessory element for adjustable electric connector (1T9524 and 1T9525).

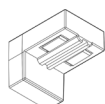


Colour Code

○ 1T7439

L-angle electrical coupling.
5 the maximum joints for each driver source.

Mounting System




Colour Code

○ 1T9592

L shaped support that offers the possibility to attach modules to the Power Track at 90°.
The support allows for zenithal lighting for example when the power track is installed on the wall.
Only for single 25x25mm light modules.

Cover Panel

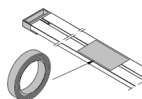


L mm Colour Code

3000 ○ 1T7940

Cover for Power Track (5 pieces).

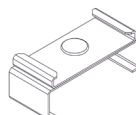
Mounting System



Code

1T7098

Double-sided adhesive roller, 10m long, for fixing Power Track on any surface.



Code

1T9523

Bracket for ceiling installation of the Power Track in modular suspended ceilings.

Due to the technological evolution of the electronic components, the data provided may be updated, and as such, confirmation must be requested during the order process.
Luminous flux and power supply have +/-10% tolerances with respect to the indicated value. tq +25°C (CIE 121).

We reserve the right to make technical changes.

Targetti Sankey S.r.l.
Via Pratese, 164
50145 Firenze - Italy
Tel: +39 055 37911
targetti.com
targetti@targetti.com

CCIAA Firenze
Share Capital:
€ 500.000,00
VAT N. (IT):
01537660480
R.E.A: FI-275656

TARGETTI

1T7433 | OZ Power Track

Power Track with 2 low voltage conductors

Control systems



Code

1T9594D

1-10V (DIMM ON BOARD) controller for remote installation.
Each 1-10V controller can drive several products for a maximum of 96W per circuit.



Code

1T8173CA

Bridge DALI/Casambi: a fixture that allows fixtures equipped with mesh Bluetooth Casambi to interface with a traditional DALI system and to be adjusted by a DALI control unit.
Inside the usual DALI circuit it is possible to have a maximum of 64 cabled DALI and Casambi wireless devices.
It only works with Casambi Evolution networks.
The DALI Bridge is transparent in the DALI system, and therefore does not require an address.
There is no need for a power supply given that it is supplied directly by the DALI bus.
To provide IP68 rating to the fixture complete with code 1E3184.
LxHxP=40.4x14x36.3mm.

Due to the technological evolution of the electronic components, the data provided may be updated, and as such, confirmation must be requested during the order process.

Luminous flux and power supply have +/-10% tolerances with respect to the indicated value. tq +25°C (CIE 121).

We reserve the right to make technical changes.

Targetti Sankey S.r.l.
Via Pratese, 164
50145 Firenze - Italy
Tel: +39 055 37911
targetti.com
targetti@targetti.com

CCIAA Firenze
Share Capital:
€ 500.000,00
VAT N. (IT):
01537660480
R.E.A.: FI-275656

TARGETTI